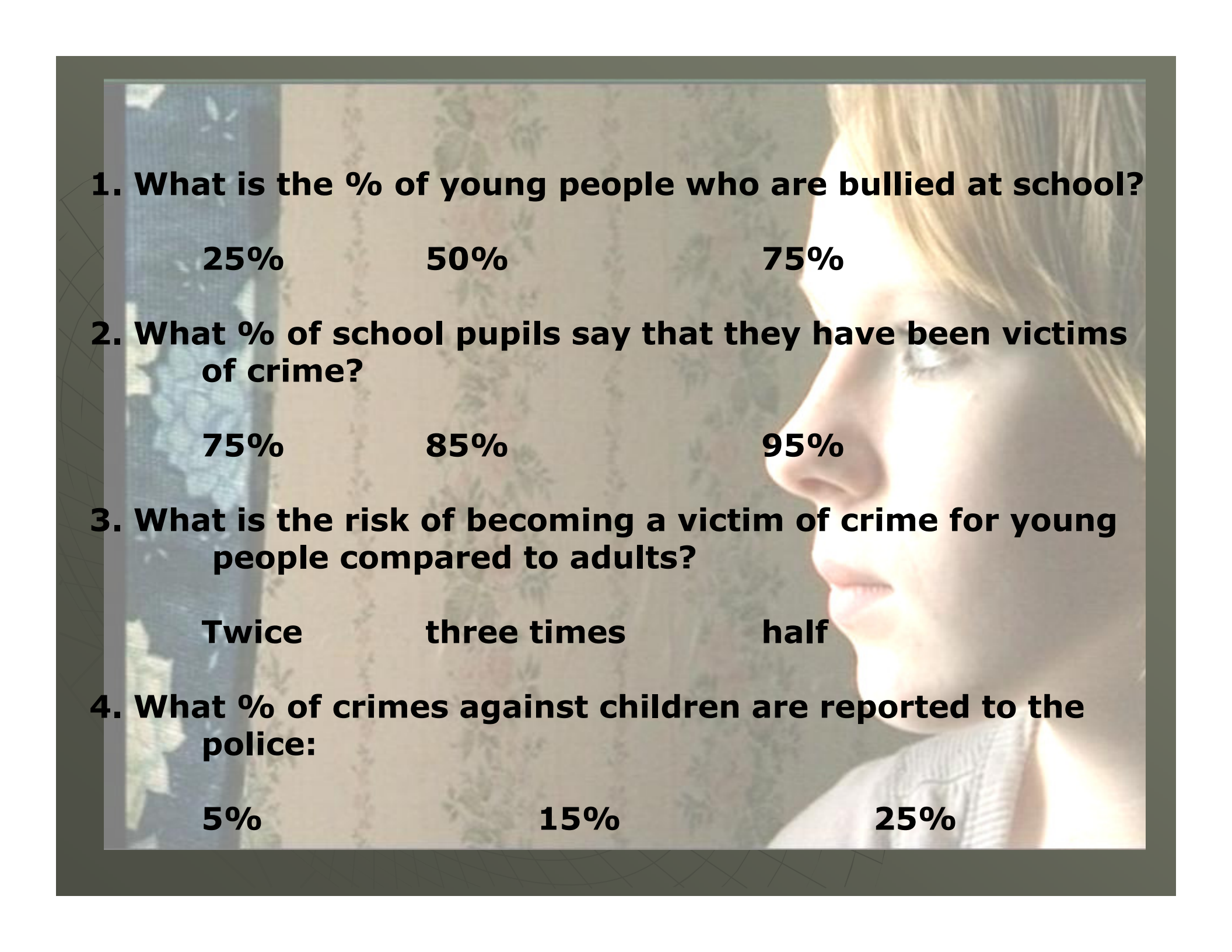
A young woman with blonde hair is shown in profile, looking towards the left. The background is dark and textured, possibly a wall with floral wallpaper. The text 'Safe!' is written in a white, handwritten font in the upper left. Below it, the text 'Supporting young victims of crime' is written in a white, sans-serif font.

Safe!

Supporting  
young victims  
of crime



**1. What is the % of young people who are bullied at school?**

**25%**

**50%**

**75%**

**2. What % of school pupils say that they have been victims of crime?**

**75%**

**85%**

**95%**

**3. What is the risk of becoming a victim of crime for young people compared to adults?**

**Twice**

**three times**

**half**

**4. What % of crimes against children are reported to the police:**

**5%**

**15%**

**25%**



**1. 75% of young people are bullied at school (Youth Survey 2002)**

**25%**

**50%**

**75%**

**2. One survey found that 95% of school pupils said that they have been victims of crime (Howard League)**

**75%**

**85%**

**95%**

**3. The risk of victimisation for young people is twice that of adults (2005 OCJ Survey)**

**Twice**

**three times**

**half**

**4. 5% of crimes against children are reported to the police (Hall, 2001)**

**5%**

**15%**

**25%**





**Pilot Phase:**

Dec 2008 – May 2009

63 referrals

**Post Pilot Phase:**

June 2009 – March 2010

50 referrals

**Charitable phase:**

April 2010 onwards

39 referrals

**Total: 152 referrals**

# Referrals since April 2010

Assault

Robbery

Witness intimidation

Hate crime

Burglary

Verbal abuse

Cyberbullying


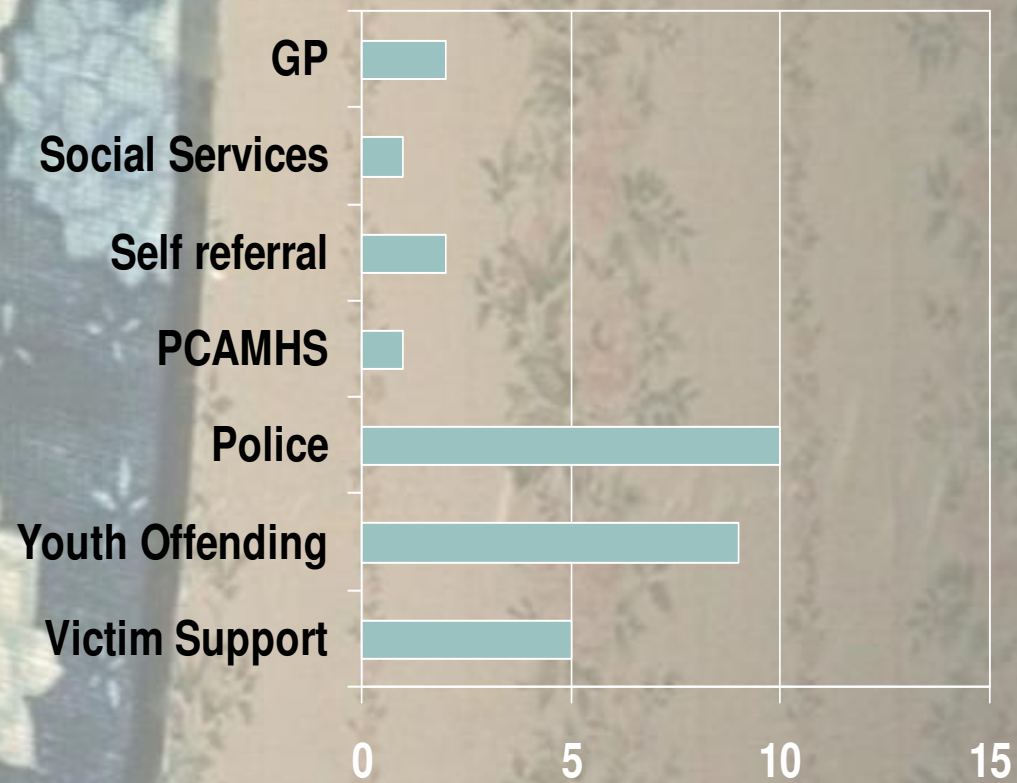
Witness DV

Sexual assault/ rape

Bullying/assault

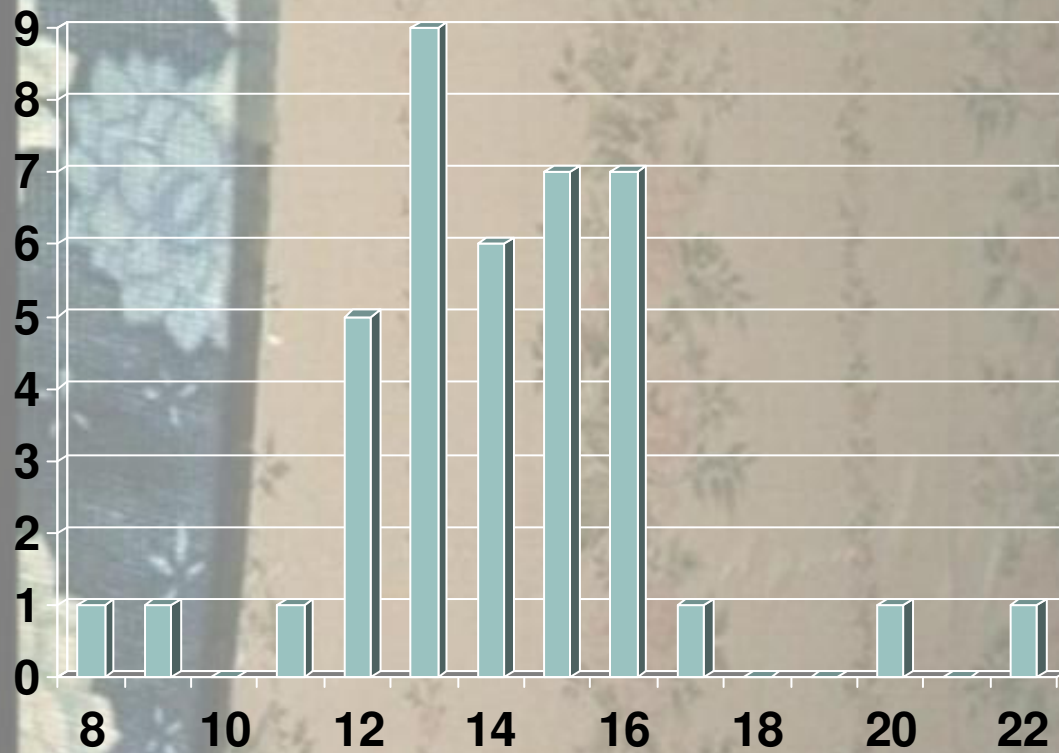


# Referring Agencies





# Ages



A young woman with blonde hair is shown in profile, looking out a window. The background is slightly blurred, showing what appears to be a window frame and some outdoor foliage. The lighting is soft, coming from the window she is looking out of.

**11 evaluations returned since April 2010**

**2 of the young people were NEET because of the crime/ incident (18% of the total) at the start of the intervention, none at the end.**

**5 have a learning disability (46%)**

**Repeat victimisation was identified as a problem by the referrer in 7 of the cases (64%)**

**In 58% of cases parents stated that their child was avoiding part of their neighbourhood, down to 18% at end of the programme of support**

**83% of the parents worried about their child getting into trouble because of what happened at start, down to 33% at end of the programme of support**



A woman's profile is visible in the background on the right side of the slide. She has blonde hair and is looking towards the left. The background is a textured wall with a floral pattern.

## On a scale of 1 to 10

	<b>Start</b>	<b>End</b>
◆ <b>How safe do you feel?</b>	<b>6</b>	<b>8</b>
◆ <b>How angry/ upset are you?</b>	<b>6</b>	<b>3.5</b>
◆ <b>How confident are you?</b>	<b>4</b>	<b>6.5</b>
◆ <b>How happy are you?</b>	<b>7</b>	<b>8</b>
◆ <b>How confident are you that you would know who to go to if you are worried?</b>	<b>6</b>	<b>8</b>



## ***Comments from young people***

- ◆ *"I can still remember the nightmare but it's not getting to me anymore"*
- ◆ *"When I was talking to my support worker I felt like I could cry for the first time since what happened"*
- ◆ *"I can now go out on my own without feeling scared"*



## ***Comments from parents***

- ◆ *"After 6 sessions Jane felt ready to talk about what happened to her (a huge step for her)"*
- ◆ *"She seems much more happy and like her old self"*
- ◆ *"John's high anxiety levels and mood swings improved dramatically"*